



ASX/MEDIA RELEASE

28 April 2023

Quarterly Activities Report – End March 2023

- *Highlights*
- *Gas Exploration - PEP 11 – Sydney Basin NSW (BUY 15%)*
- Federal Court of Australia reverses the Decision of March 2022 as illegal and remits the question of PEP 11 extension to NOPTA for reconsideration.
- *Oil Production/ Development – Naccowlah Block and Surat Basins*
- Bounty oil revenues for nine months ended 31 March 2023 of \$1.45 million (unaudited).
- Oil revenue for the quarter was \$340,000.
- Bounty March 2023 end cash and current assets steady at \$2.20 million with nil debt.
- Oil development in Cooper and Surat Basins is progressing.
- Bounty will participate in 3 new oil appraisal wells in Naccowlah Block to be drilled in June 2023. Bounty will participate at 10% in the proposed Watkins North 2 well.
- With oil prices expected to stay above A\$120 per bbl for medium term, Bounty preparing to commence production from Alton area, Surat Basin.
- *Cerberus Project Carnarvon Basin WA*
- Bounty has farmed into the Cerberus Project Carnarvon Basin offshore WA, to earn a 25% interest in shallow water targets with over 600 million barrels of oil potential.

Oil Business - Production:

Bounty produces oil from the Naccowlah Block in SW Queensland. Average realised oil price for the quarter was **AUD 133/bbl**.

Bounty expects to commence oil production from the Alton area, Surat Basin, SE Queensland in 2023.

Bounty's unaudited petroleum revenue production and sales for the quarter and year to date 31 March 2023 are summarised below.

Revenue:

		QTR 3 (\$)	YTD (\$)
ATP 1189P ⁽²⁾	Bounty Share (2% Interest) - Oil	340,000	1,446,000
	Total Revenue ⁽¹⁾	340,000	1,446,000

(1) GST exclusive rounded to nearest \$1,000 (2) Naccowlah Block

Production:

		QTR 3 (Bbls)	YTD (Bbls)
ATP 1189P	Bounty Share (2% Interest) bbls	2,632	8,400
	Total Production bbls	2,632	8,400

Sales:

		QTR 3 (Bbls)	YTD (Bbls)
ATP 1189P	Bounty Share (2% Interest) bbls	2,539	9,817
	Total Sales bbls	2,539	9,817

Oil Business – Production and Development:**SW Queensland****ATP 1189P Naccowlah Block and Associated PL's - Bounty 2%**

Location: Surrounding Jackson, Naccowlah and Watson Oilfields

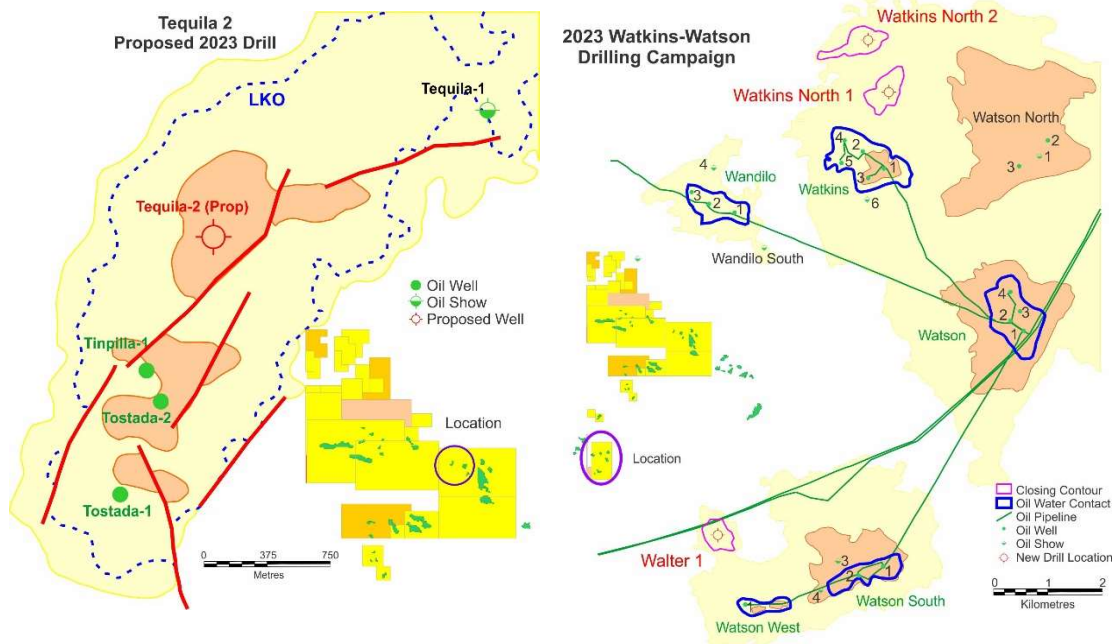
Background - Summary

The Naccowlah Block comprises 1,804 km² approximately 6% of which is covered by ATP 1189 (N) and 1 Potential Commercial Area (PCA) application and the remainder in 23 petroleum production leases (PL's) and 3 PL applications.

Activities during the Quarter

Principal activities during the quarter were continued oil production. Cooroo NW 7 was completed in the previous quarter. The operator has identified 12 additional development and NFE (near field exploration) targets in the Naccowlah Block. Bounty has agreed to participate in four new wells (see below) in 2023.

The first of these four wells ; Tequila 2 adjacent to Jackson oil field was drilled in January 2023 and was P&A'D after intersecting moderate to weak oil shows in the Birkhead/Murta target intervals.



Significant Activities Next Quarter

Commencing in June 2023 Bounty will participate in the next three wells; namely Watkins North 1 and 2 and Walter 1 near the prolific Watkins Field. Bounty will participate at 10% in Watkins North 2 well having elected to take an additional 8% interest.

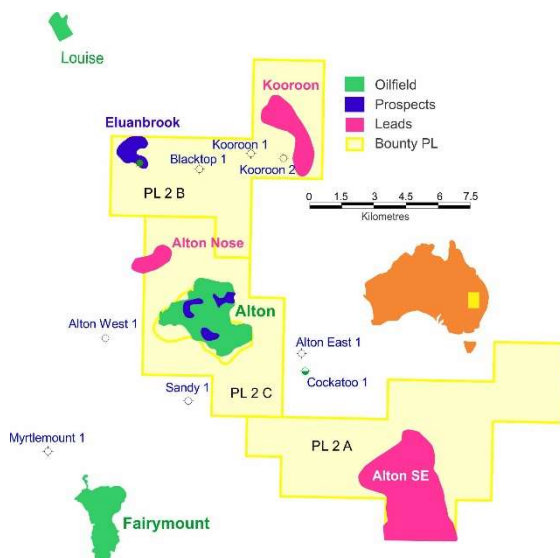
Pipeline planning will continue in the Watkins area.

Oil Business – Development:

Southern Surat Basin Onshore Queensland

PL 2 Alton Oilfield Bounty - 100%;

Location: 70 km northeast of St. George and 440 km west of Brisbane, SE Queensland.



Background

The location of Bounty group Southern Surat Basin interests is shown below. Alton has had historical production of over 2 million barrels from the early Jurassic age Evergreen Formation.

Bounty's oil resources in the Southern Surat Basin are light oils (high API) derived from Permian coals (Cooper Basin equivalent) and offer 360,000 bbls 2C recoverable oil in proven pools for development.

Activities during the Quarter and Next Quarter

Bounty continued field development planning and building compliance systems for Alton and Plans of Operations for the Queensland regulators.

2023 Plans

Underwritten by higher oil prices anticipated at \$120 per bbl Bounty is actively planning to work over 2-3 wells at Alton in 2023 and commence oil production while it generates a full field development plan aimed at commercialising previously announced 167,000 bbls of 2C contingent resource from the Evergreen Formation. Further development will move on to include drilling an up-dip appraisal well at Eluanbrook in the northwest section of PL 2 B and up to 3 attic oil locations within Block 2 C - the Alton Pool. Initial production of 100 bopd is expected from the Evergreen Formation and then moving to develop further attic oil.

Surat Delineation/Exploration

Bounty will focus near term exploration on development of PL 2 Alton while reviewing new exploration targets in the areas adjacent to PL 2.

Major Growth Projects:

Gas Growth Projects:

PEP 11 - Offshore Sydney Basin, New South Wales – Bounty 15%

Background

PEP 11 covers 4,576 sq. km immediately adjacent to the largest gas market in Australia and is a high impact exploration project. PEP 11 remains one of the most significant untested gas plays in Australia. The PEP 11 JV has demonstrated considerable gas generation and migration in the offshore Sydney Basin, with the previously observed mapped prospects and leads being highly prospective for gas. In 2010 it drilled New Seaclem 1 and demonstrated capacity to drill in this permit.

Activities this Quarter

The operator Asset Energy Pty Ltd (Asset Energy) continued proceedings in the Federal Court of Australia (WAD106/2022) to reverse the **Decision** made on 26 March 2022 by the Commonwealth - New South Wales Offshore Petroleum Joint Authority (Joint Authority) to refuse the Joint Venture's Application initially submitted on 24 December 2019 for a secondary work program variation; a 24-month suspension of the Permit Year 4 Work Program Commitment and a corresponding 24-month extension of the Permit Term (**the Decision**). This litigation involved review of documents produced by the Federal Government and NOPTA and otherwise preparing for a hearing in March 2023. Asset Energy is a controlled entity of BPH Energy Limited (BPH Energy) (ASX: BPH).

On 14 February 2023 in an ASX / MEDIA RELEASE Bounty and BPH Energy announced the resolution of the Federal Court of Australia proceedings (WAD106/2022) between Asset Energy and the Commonwealth Minister for Resources et al as representatives of the Joint Authority.

The:

- Orders made 14 February 2023 issued by the Federal Court of Australia; and
- the Reasons for Judgment of Justice Jackson.

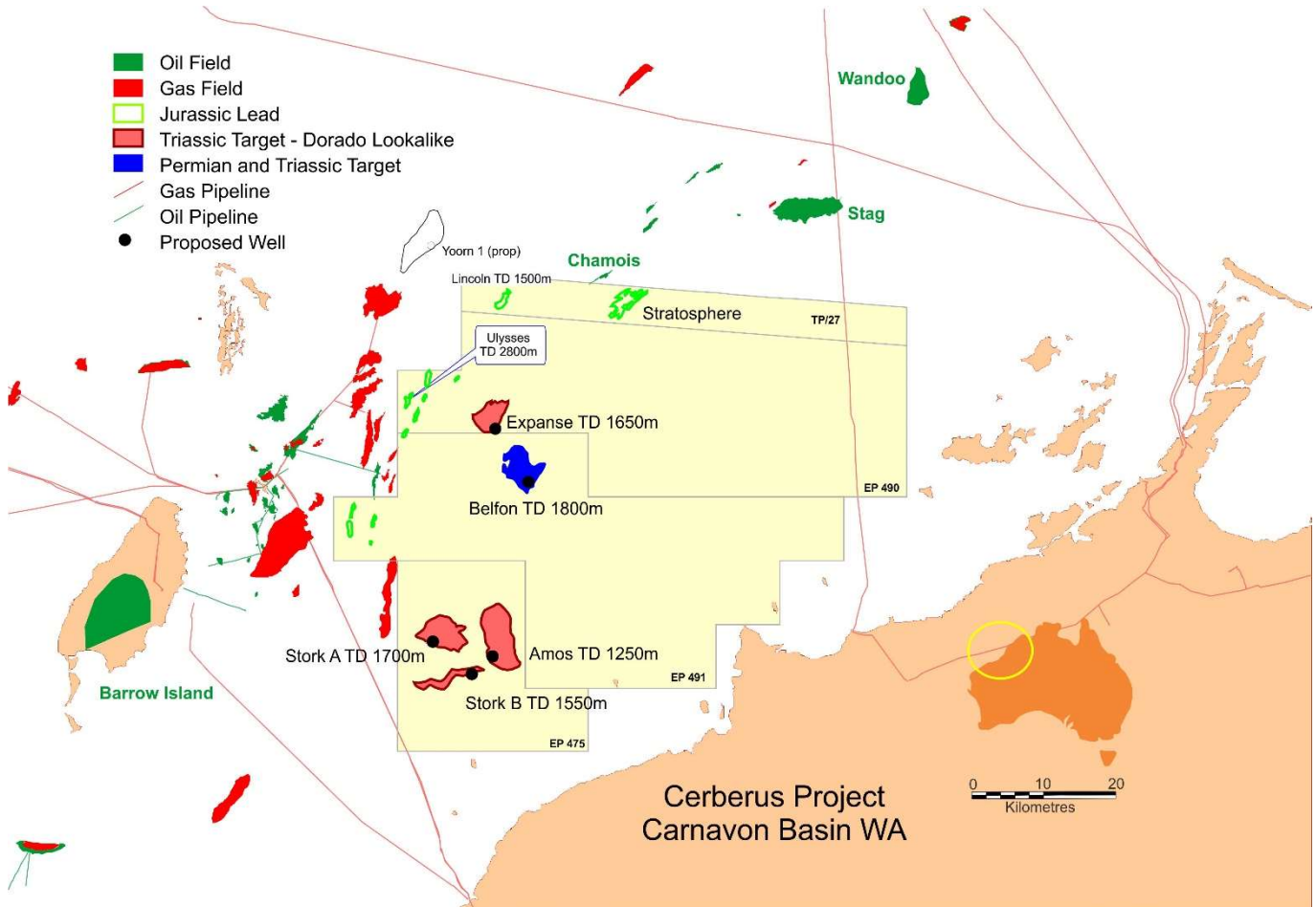
were attached to the 14 February 2023 ASX Release.

Justice Jackson's Reasons for Judgement are powerful and he agreed with the consent position reached by the parties; quashed the **Decision** and concluded that the **Decision** of the Joint Authority was affected by apprehended bias. This was because a fair-minded observer would have reasonably apprehended that the former Prime Minister of Australia the Hon Scott Morrison MP, as a member of the Joint Authority, did not bring a fair mind to determine Asset Energy's application.

The Decision on the Joint Venture's Application initially submitted on 24 December 2019 was remitted to NOPTA and the Joint Authority for re-consideration.

In the meantime, PEP 11 continues in force and the Joint Venture is fully in compliance with the contractual terms of PEP 11 with respect to such matters as reporting, payment of rents and the various provisions of the *Offshore Petroleum and Greenhouse Gas Storage Act 2006*.

Cerberus Project Offshore Carnarvon Basin WA – Bounty earning 25% with options to earn up to 50%



Location: 70 km. East of Barrow Island WA

Titles: EP 475, 490 and 491, TP 27 totalling 3,759 km²

Background:

On 7 October 2021 Bounty entered a farmin agreement (FIA) with Coastal Oil and Gas Pty Ltd ("Coastal") to earn a 25% interest in this shallow water oil project, offshore Carnarvon Basin, West Australia. The project is right in the heart of Australia's most active oil production area and offers a large number of prospects and leads, many drill ready, with high case prospective resources of over 600 million barrels as previously disclosed.

The project is principally targeting oil in a lower Triassic source rock and reservoir sequence at the base of the Locker Shale, in lookalikes to the highly successful Dorado Project (2C reserves of 344 MMboe) being developed by Santos Limited and Carnarvon Petroleum Ltd in the Browse Basin to the northeast. The attraction of this area is

twofold, excellent prospective volumes offering reserves greater than Bounty's onshore projects, and shallow water jack up drilling with abundant opportunities to achieve economies of scale by participating in drilling groups.

Activities This Quarter – March 2023

Bounty has so far contributed \$600,000 to the venture and on 6 April 2022 exercised an option to earn additional equity. Further capital contributions by Bounty are conditional upon certain milestones.

Discussions with the operator as to further funding this project have not progressed and there was no significant activity under the FIA during the March 2023 Quarter. Bounty registered the FIA and the 6 April 2022 Notice of Exercise of Option against EP491.

Activities Next Quarter

Drill timing is dependent on drill funding under the FIA which in turn depends on the outcome of any discussions with Coastal Oil & Gas.

Nappamerri Trough Eromanga Basin, NE South Australia – Bounty 23.28% in section above the Permian

Location: 50 km northeast of Moomba, South Australia.

Formal documentation to terminate this joint venture was signed by the operator and the joint venture participants, Bounty and Icon Energy Ltd.

Rough Range Project Onshore Carnarvon Basin – WA

L 16 – Bounty 100%

Location: Exmouth Gulf – WA

Background. The principal undrilled prospect is the 3 million bbls potential Bee Eater prospect in the southern section of L 16.

Activities during the Quarter and next Quarter

Bounty continued re-mapping regional seismic data sets and analysing the geological database attempting to image the principal structures in the region. This is challenging due to poor surface statics. The targets are relatively shallow at around 1100 metre depth to target. Seismic re-processing for L 16 is planned for 2023 with a potential drill test contingent on seismic imaging.

During the quarter Bounty was updating compliance documentation.

Gas/Condensate Business (incl. associated Oil development)

Downlands PL 441; PPL 58 (Bounty 100%) and PCA 159 (Spring Grove) Bounty 24.748%

Surat Basin, Queensland

Location: 2 km north of the town of Surat

Activities during the Quarter

Downlands

Following technical reviews PL 441 was relinquished and work is due to be commenced on rehabilitation.

PCA 159 (Spring Grove JV)

The operator, AGL Energy, confirmed that its engineering review recommended P&A of the suspended Spring Grove well. Bounty accepted this plan. This interest will be relinquished.

Payments to Related Parties during the quarter

\$34,400 was paid to directors as remuneration and super contributions, \$183,000 was paid to entities related to the CEO towards management fees and office rent (rounded ex-GST figures). \$150,000 was advanced to entities related to the management.

Current Assets (unaudited) – 31 March 2023

At the end of the quarter cash, receivables and held for sale investments were around \$ 2.20 million.

Appendix 5B is attached.

Bounty's schedule of permits: See table on Bounty's website: www.bountyoil.com

For further information, please contact:

Philip F Kelso Chief Executive Officer Tel: +612 9299 7200 Email: corporate@bountyoil.com

Website: www.bountyoil.com

Bounty is an Australian ASX listed oil producer and explorer (ASX Code: BUY). Its core petroleum production and exploration assets are located in the Cooper/Eromanga Basins in SW Queensland and in the Surat Basin; E Queensland. It also holds oil exploration interests in Western Australia. Its growth assets are spread over a number of high impact projects in Australia where it is exploring for oil and gas. It holds a 15% interest in PEP 11 offshore Sydney Basin; Australia where it is exploring for natural gas.

ABBREVIATIONS

AVO:	Amplitude versus offset analysis of seismic data
ATP:	Authority to Prospect for petroleum
BCF:	Billion cubic feet (of natural gas)
BBLS:	Barrels of oil
Bopd; boepd	barrels of oil per day; barrels of oil equivalent per day
DST	Drill stem test with a drill rig to test if hydrocarbons flow to the surface from a reservoir.
DMIRS	Department of Mines Innovation and Resources (West Australia)
DR	Department of Resources (Queensland)
EOR	Enhanced oil recovery
JOA	Joint operating agreement
JV	joint venture
MDRT	Measured Depth below drilling rig Rotary Table
MMbbls:	Million barrels of oil.
MMBOE:	Million barrels of oil equivalent.
MMcf/d	Millions of cubic feet per day of natural gas
Mscf	Thousand standard cubic feet of gas
NOPSEMA:	National Offshore Petroleum Safety and Environmental Management Authority
NOPTA	National Offshore Petroleum Titles Authority
P&A	Petroleum well plugged and abandoned
PCA	Potential Commercial Area application Queensland
PL:	Petroleum production lease
P _{mean}	The average (mean) probability of occurrence
P90	90% probability of occurrence
P10	10% probability of occurrence
PSA:	Production Sharing Agreement
TCF:	Trillion cubic feet (of natural gas)
Contingent Resources	Discovered resources, not yet fully commercial
Prospective Resources	Undiscovered resources

INFORMATION REQUIRED UNDER CHAPTER 5 OF ASX LISTING RULES

Estimates of oil volumes presented in this announcement are:

- Reported at the date of this release
- Determined as an estimate of recoverable resources in place unadjusted for risk
- Best Estimate Prospective Resources unless specified as 2C in which case they are Proved and Probable Contingent Resources
- Estimated using probabilistic methods unless indicated with an "*" in which case they are deterministic
- If specified as " boe" then they are converted from gas to oil equivalent at the rate of 182 bbls \equiv 1 million standard cu ft of gas
- Reported at 100% project equity unless specifically stated as net to Bounty

The estimated quantities of petroleum that may potentially be recovered by the application of a future development project relate to undiscovered accumulations. These estimates have both an associated risk of discovery and a risk of development. Further exploration, appraisal and evaluation is required to determine the existence of a significant quantity of potentially moveable hydrocarbons.

QUALIFIED PERSON'S STATEMENT

1. The petroleum Reserve and Resources estimates used in this report and;
2. The information in this report that relates to or refers to petroleum or hydrocarbon production, development and exploration;
3. Is based on information and reports prepared by, reviewed and/or compiled by the CEO of Bounty, Mr Philip F Kelso. Mr Kelso is a Bachelor of Science (Geology) and has practised geology and petroleum geology for in excess of 45 years. He is a member of the Petroleum Exploration Society of Australia and a Fellow of the Australasian Institute of Mining and Metallurgy.
4. Mr Kelso is a qualified person as defined in the ASX Listing Rules: Chapter 19 and consents to the reporting of that information in the form and context in which it appears.

Appendix 5B

Mining exploration entity or oil and gas exploration entity quarterly cash flow report

Name of entity

BOUNTY OIL & GAS NL

ABN

82 090 625 353

Quarter ended ("current quarter")

31 March 2023

Consolidated statement of cash flows		Current quarter \$A'000	Year to date (9 months) \$A'000
1.	Cash flows from operating activities		
1.1	Receipts from customers	438	1,374
1.2	Payments for		
	(a) exploration & evaluation	(48)	(97)
	(b) development	(71)	(163)
	(c) production	(308)	(1,215)
	(d) staff costs	(259)	(454)
	(e) administration and corporate costs	(91)	(469)
1.3	Dividends received (see note 3)	-	1
1.4	Interest received	-	-
1.5	Interest and other costs of finance paid	-	-
1.6	Income taxes paid	-	-
1.7	Government grants and tax incentives	-	-
1.8	Other (provide details if material)	11	(14)
1.9	Net cash from / (used in) operating activities	(328)	(1,037)

2.	Cash flows from investing activities		
2.1	Payments to acquire or for:		
	(a) entities	-	-
	(b) tenements	-	-
	(c) property, plant and equipment	-	-
	(d) exploration & evaluation	-	-
	(e) investments	(15)	(15)
	(f) other non-current assets	-	-

Consolidated statement of cash flows		Current quarter \$A'000	Year to date (9 months) \$A'000
2.2	Proceeds from the disposal of:		
	(a) entities	-	-
	(b) tenements	-	-
	(c) property, plant and equipment	-	-
	(d) investments	8	8
	(e) other non-current assets	-	-
2.3	Cash flows from loans to other entities	(150)	(290)
2.4	Dividends received (see note 3)	-	-
2.5	Other (provide details if material)	-	-
2.6	Net cash from / (used in) investing activities	(157)	(297)

3.	Cash flows from financing activities		
3.1	Proceeds from issues of equity securities (excluding convertible debt securities)	-	-
3.2	Proceeds from issue of convertible debt securities	-	-
3.3	Proceeds from exercise of options	-	-
3.4	Transaction costs related to issues of equity securities or convertible debt securities	-	-
3.5	Proceeds from borrowings	-	-
3.6	Repayment of borrowings	-	-
3.7	Transaction costs related to loans and borrowings	-	-
3.8	Dividends paid	-	-
3.9	Other (provide details if material)	-	-
3.10	Net cash from / (used in) financing activities	-	-

4.	Net increase / (decrease) in cash and cash equivalents for the period		
4.1	Cash and cash equivalents at beginning of period	2,323	3,163
4.2	Net cash from / (used in) operating activities (item 1.9 above)	(328)	(1,037)
4.3	Net cash from / (used in) investing activities (item 2.6 above)	(157)	(297)
4.4	Net cash from / (used in) financing activities (item 3.10 above)	-	-

Consolidated statement of cash flows		Current quarter \$A'000	Year to date (9 months) \$A'000
4.5	Effect of movement in exchange rates on cash held	10	19
4.6	Cash and cash equivalents at end of period	1,848	1,848

5.	Reconciliation of cash and cash equivalents at the end of the quarter (as shown in the consolidated statement of cash flows) to the related items in the accounts	Current quarter \$A'000	Previous quarter \$A'000
5.1	Bank balances	1,782	2,257
5.2	Call deposits	66	66
5.3	Bank overdrafts	-	-
5.4	Other (provide details)	-	-
5.5	Cash and cash equivalents at end of quarter (should equal item 4.6 above)	1,848	2,323

6.	Payments to related parties of the entity and their associates	Current quarter \$A'000
6.1	Aggregate amount of payments to related parties and their associates included in item 1	(237)
6.2	Aggregate amount of payments to related parties and their associates included in item 2	(150)
<i>Note: if any amounts are shown in items 6.1 or 6.2, your quarterly activity report must include a description of, and an explanation for, such payments.</i>		

Mining exploration entity or oil and gas exploration entity quarterly cash flow report

7.	Financing facilities <i>Note: the term "facility" includes all forms of financing arrangements available to the entity. Add notes as necessary for an understanding of the sources of finance available to the entity.</i>	Total facility amount at quarter end \$A'000	Amount drawn at quarter end \$A'000
7.1	Loan facilities	-	-
7.2	Credit standby arrangements	-	-
7.3	Other (please specify)	-	-
7.4	Total financing facilities	-	-
7.5	Unused financing facilities available at quarter end		-
7.6	Include in the box below a description of each facility above, including the lender, interest rate, maturity date and whether it is secured or unsecured. If any additional financing facilities have been entered into or are proposed to be entered into after quarter end, include a note providing details of those facilities as well.		
	n/a		

8.	Estimated cash available for future operating activities	\$A'000
8.1	Net cash from / (used in) operating activities (item 1.9)	(328)
8.2	(Payments for exploration & evaluation classified as investing activities) (item 2.1(d))	-
8.3	Total relevant outgoings (item 8.1 + item 8.2)	(328)
8.4	Cash and cash equivalents at quarter end (item 4.6)	1,848
8.5	Unused finance facilities available at quarter end (item 7.5)	-
8.6	Total available funding (item 8.4 + item 8.5)	1,848
8.7	Estimated quarters of funding available (item 8.6 divided by item 8.3)	6
	<i>Note: if the entity has reported positive relevant outgoings (ie a net cash inflow) in item 8.3, answer item 8.7 as "N/A". Otherwise, a figure for the estimated quarters of funding available must be included in item 8.7.</i>	
8.8	If item 8.7 is less than 2 quarters, please provide answers to the following questions:	
8.8.1	Does the entity expect that it will continue to have the current level of net operating cash flows for the time being and, if not, why not?	
8.8.2	Has the entity taken any steps, or does it propose to take any steps, to raise further cash to fund its operations and, if so, what are those steps and how likely does it believe that they will be successful?	
8.8.3	Does the entity expect to be able to continue its operations and to meet its business objectives and, if so, on what basis?	
	<i>Note: where item 8.7 is less than 2 quarters, all of questions 8.8.1, 8.8.2 and 8.8.3 above must be answered.</i>	

Compliance statement

- 1 This statement has been prepared in accordance with accounting standards and policies which comply with Listing Rule 19.11A.
- 2 This statement gives a true and fair view of the matters disclosed.

Date:28/04/2023.....

Authorised by: "By order of the Board of Bounty Oil and Gas NL....."

(Name of body or officer authorising release – see note 4)

Notes

1. This quarterly cash flow report and the accompanying activity report provide a basis for informing the market about the entity's activities for the past quarter, how they have been financed and the effect this has had on its cash position. An entity that wishes to disclose additional information over and above the minimum required under the Listing Rules is encouraged to do so.
2. If this quarterly cash flow report has been prepared in accordance with Australian Accounting Standards, the definitions in, and provisions of, *AASB 6: Exploration for and Evaluation of Mineral Resources* and *AASB 107: Statement of Cash Flows* apply to this report. If this quarterly cash flow report has been prepared in accordance with other accounting standards agreed by ASX pursuant to Listing Rule 19.11A, the corresponding equivalent standards apply to this report.
3. Dividends received may be classified either as cash flows from operating activities or cash flows from investing activities, depending on the accounting policy of the entity.
4. If this report has been authorised for release to the market by your board of directors, you can insert here: "By the board". If it has been authorised for release to the market by a committee of your board of directors, you can insert here: "By the [name of board committee – eg Audit and Risk Committee]". If it has been authorised for release to the market by a disclosure committee, you can insert here: "By the Disclosure Committee".
5. If this report has been authorised for release to the market by your board of directors and you wish to hold yourself out as complying with recommendation 4.2 of the ASX Corporate Governance Council's *Corporate Governance Principles and Recommendations*, the board should have received a declaration from its CEO and CFO that, in their opinion, the financial records of the entity have been properly maintained, that this report complies with the appropriate accounting standards and gives a true and fair view of the cash flows of the entity, and that their opinion has been formed on the basis of a sound system of risk management and internal control which is operating effectively.